

How to Measure your Table Correctly

To ensure the best fitting tablecloth, please measure the table (NOT the size of tablecloth) as accurately as possible. Round up the measurements to the nearest whole number, e.g. 11.5" would become 12" and insert them into the width and length boxes on the Table Linen page.

For round tables, measure the diameter/width of the table cutting through the centre (please refer to the diagrams below).

For D-shaped / racetrack measure the width and the length of the table. For D-shaped tables the tablecloth will be cut to follow the curves of the end of the table.

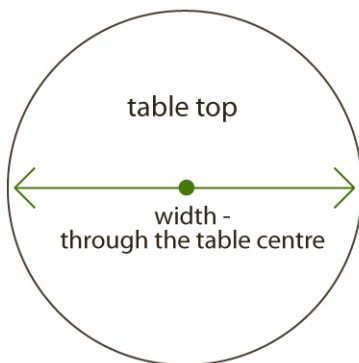
Calculating your Drop/Overhang

Most tablecloths have a drop or overhang, this is usually chair height 12" (30cm) to 14" (36cm). Again, please make sure your drop has been measured correctly. Then enter into drop box on Table Linen page – and press calculate button.

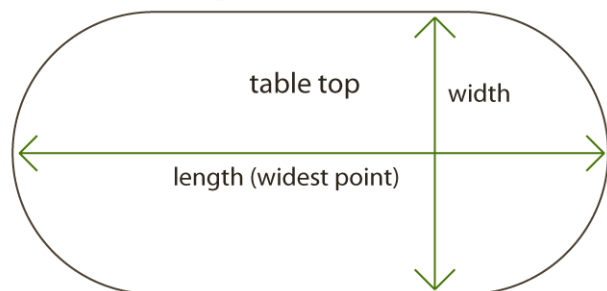
Maximum & Minimum Table Sizes

Due to material and design restriction there will be a maximum and minimum size for table cloths. If these sizes are exceeded a pop-up will appear asking you to change the size.

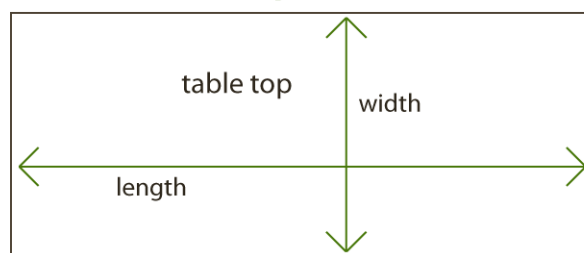
Circular Table



D-shaped or Race Track



Rectangular Table



If you need any assistance please do not hesitate to mail or call our **Customer Service:**

Email: info@thelinendrawer.com

Direct line: +44 7845 155 235